



WORLD OF SANDING.

# SWT-100

## The entry level machine



The solution for **small** and **medium-sized businesses**: Whether as a **single-belt machine or with two sanding units**. The SWT-100 handles all sanding jobs with ease. This includes calibrating and finely sanding solid wood as well as sanding veneers and intermediate paint sanding (option). Drive powers of up to 15 kW are available to meet your needs. In addition, the independently driven units ensure rapid and high-quality results.



Lower production volumes




Working width: 1.100 mm



Stand-alone solution



Working from above





# QUALITY, THAT CONVINCES...

The SWT-100 is the perfect wide-belt sander for small and medium-sized businesses to fulfill customer-specific sanding tasks. The 5 pre-de-

fined configurations offer solutions especially for craftsmen and are perfect for manufacturing kitchen, office and solid wood furniture.



## **CONTACTLESS SANDING BELT OSCILLATION**

- Contact-free sanding belt oscillation control to protect the belt edges



## **TOUCHSCREEN OPERATOR TERMINAL**

- 15" touchscreen for complete machine control



## **OPERATING ELEMENTS ON THE CHANGING SIDE OF THE SANDING BELT**

- Easily accessible
- Everything at a glance and comfortable adjustment

# SWT-100

Use up **2** heads in a single machine frame

Working width  
**1,100** mm.

**5** fixed configurations

Very stable – total weight up to  
**1,900** kg  
for an SWT-100 (Model RC)



This series is as diverse as our customers. On the basis of extensive experience and professional know-how, the available 5 machine combinations are adjusted to your conditions and tasks. Learn more about our performance packages with an optimal price-performance ratio.

SWT

4



#### ECO mode

- Automatic machine stop with warning function for saving energy when machine is idling unnecessarily
- With frequency-controlled drives, decrease of the idle power by 50 % – as standard



1

Secure, careful workpiece transport for years. Ensured by high-quality feed belts.

2

Integrated Switch cabinet

3

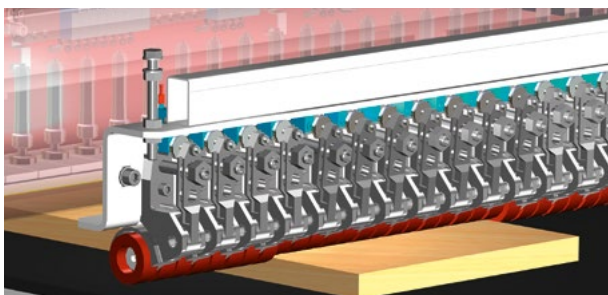
Touchscreen Operator Terminal

4

Easy access on the belt change side via doors with E-Lock fastener and space-saving mechanical protective cover on the drive side.

5

Infeed and outfeed table



**Electro-pneumatic pressure beam eps®  
(except for RC Standard)**

- The machine's electronics ensure the optimum sanding pressure on all areas of a workpiece, guaranteeing a perfect sanding result.



**Cleaning brush with finish-brush**

- The brush behind the last head ensures an optimal cleaning result.

# OUR STANDARD AND PERFORMANCE MODELS

Perfectly assembled just for you

Two rubber-coated rollers in the infeed and two in the outfeed, the control for customer's dust extraction sliders, a UPS emergency power supply for the sanding belt oscillation as well as the brush unit with finish brush are standard in all models of the SWT-100 and a MUST for professional sanding.



## Modell 114 | C Performance

### C-Head with eps® System

Fine sanding head with additional calibration function and use of the electronically controlled segmented pad with eps®-system for calibrating, intermediate lacquer, fine and veneer sanding of wood and wood-based materials. By using the electronically controlled segmented pad with eps®-system thickness tolerances of up to 2 mm are compensated.



## Modell 124 | RC Standard Combination

R-Head (with contact roller diameter of 140 mm)  
C-Head with acp® system

### C-Head with acp® System

Fine sanding head with additional calibration function and use of the pneumatic pressure pad with acp® system for calibrating and fine sanding of wood and wood-based materials. By using the pneumatic pressure pad with acp® system the correct sanding pressure is applied over the complete working width and a continuous surface quality is ensured.

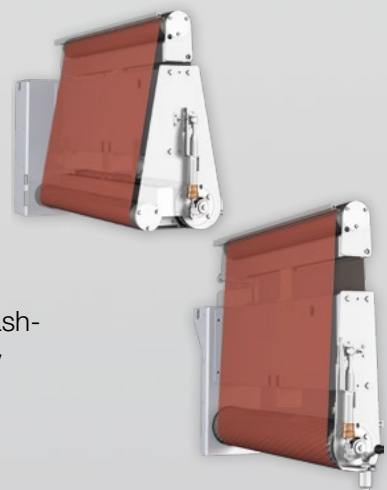


## Modell 124 | RC Performance

Combination  
R-Head (with contact roller diameter of 140 mm)  
C-Head with eps® system

### R-Head

The head for precise calibration of wood and wood-based materials with high stock removal rates and roughening of surfaces as preparation for glueing. The wear-resistant profiled contact roller avoids the so-called “wash-out effect” – possible when sanding wood with large differences in density (summer resp. late wood).



# OUR ADVANCED-MODELS

## Ideal for high-quality intermediate lacquer sanding

The Advanced Packs of the SWT-100 provide the standards for high-quality intermediate lacquer sanding at a very attractive price by a frequency-controlled sanding belt speed, an air-jet belt blower and the appropriate sanding element in combination with the electronically controlled segmented pressure pad with eps® system.

### Includes lacquer sanding package for C-head comprising:

- Frequency-controlled, infinitely variable cutting speed of 2–18 m/s
- Adjustable sanding belt blow-off device
- Additional 80-mm-wide sanding element

## Modell 114 | C Advanced

### C-Head with eps® System

Fine sanding head with additional calibration function and use of the electronically controlled segmented pad with eps® system for calibrating, intermediate lacquer, fine and veneer sanding of wood, wood-based materials and lacquered surfaces. By using the electronically controlled segmented pressure pad with eps® system thickness tolerances of up to 2 mm are compensated.



## Modell 124 | RC Advanced

### Combination

R-Head (with contact roller diameter of 140 mm)

C-Head unit with eps® system

### R-Head

The head for precise calibration of wood and wood-based materials with high stock removal rates and roughening of surfaces as preparation for glueing. The wear-resistant profiled contact roller avoids the so-called “wash-out effect” – possible when sanding wood with large differences in density (summer resp. late wood).








# ACP® – THE AIR CUSHION SANDING PAD



Efficient and precise sanding – the acp® (air cushion pad) controlled pneumatic pressure beam system detects incoming workpieces and thus controls the engagement and disengagement of the sanding pad on the front and rear edge.

#### HIGHLIGHTS:

- **Pneumatic pressure pad system for the right pressure over the entire working width**
- **Adjustable sanding pressure for consistent surface quality**
- **Optimal for processing solid wood**



**The non-segmented pressure beam** evenly sands workpieces. This comes into play immediately after the workpiece leaves the calibration head.


# EPS® – THE ELECTRO-PNEUMATIC PRESSURE BEAM



The machine's electronics provide the optimal sanding belt pressure on all areas of a workpiece, guaranteeing a perfect sanding result. The eps® system meets these requirements perfectly. For example, the individual segments automatically adjust themselves to uneven sections in the workpiece within a tolerance range of max. 2 mm to ensure that each part of the workpiece always receives the correct sanding pressure. In addition, differences in thickness from workpiece to workpiece are offset with ease. The eps® system works electropneumatically with a segment width of 35 mm.

## HIGHLIGHTS:

- **Electronically controlled segmented pressure beam system for efficiently retaining the pressure of the sanding belt**
- **35 mm segment width for perfect sanding results across all areas of the workpiece**
- **Automatic adjustment to the segments on the surface of the workpiece**
- **Up to 2 mm tolerance compensation**




Pressure and compensation behaviour of the individual segments for warped workpieces or workpieces with thickness tolerances. Within the tolerance range of max. 2 mm the same pressure is applied to different areas of the workpieces.



# OPTIONAL

Various sanding elements  
available with a width of 80 mm:

- With a felt hardness of 0.36 for intermediate lacquer sanding
- With a felt hardness of 0.52 for veneer sanding
- With a felt hardness of 0.68 for solid wood sanding





# TECHNICAL DATA

This series covers a wide range of applications. The SWT-100 with 1 or 2 heads and 1100 mm working width can be configured for many different applications.

SWT-100	STANDARD	PERFORMANCE		ADVANCED	
Configuration models	124 RC	114 C	124 RC	114 C	124 RC
Number of heads	2	1	2	1	2
Working width mm/inch	1,100/43"				
Abrasive belt width mm/inch	1,120/44"				
Abrasive belt length mm/inch	1,900/75"				
Workpiece thickness min. – max. mm / inch	3-160 / 1/8" - 7"				
Compressed air usage bar / max l/min (without Sanding belt blow-off device)	6 / 40	6 / 20	6 / 40	6 / 20	6 / 40
Dust extraction approx. m <sup>3</sup> /h	3,785	2,335	3,785	3,465	4,915
Length / Width / Height mm	1,719 / 1,726 / 1,955	1,464 / 1,726 / 1,955	1,719 / 1,726 / 1,955	1,464 / 1,726 / 1,955	1,719 / 1,726 / 1,955
Total connected load kW	30	19	30	19	33
Weight approx. kg	1,900	1,400	1,900	1,400	1,900



SWT

13

# OVERVIEW

## SERVICES

Our service team continues to support our customers after delivery.

We guarantee that our customers enjoy maximum availability together with excellent value for money thanks to our comprehensive maintenance services. Our supplementary consulting services along with extensive upgrades, for example, help our customers to continuously improve their productivity. We can still supply 40- or 50-year-old machines with spare parts or upgrade them to the state-of-the-art thanks to Heesemann Rebuild services.

Service and spare parts – only rely on the original!

Thanks to our numerous service locations around the globe, you will always receive fast and excellent service. In addition, you can also purchase all wear and spare parts directly from us. You will benefit in many ways: In the process, you benefit from the best possible process reliability thanks to original equipment manufacturer quality, highly trained and experienced technicians, a practical subscription service for wear parts along with a loyalty program that rewards you with improved special conditions with every order.

### Service makes the difference!

SWT

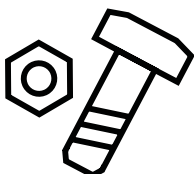
14




Installation & training




Virtual Service



Spare parts & maintenance



Machine upgrade



Karl Heesemann  
Maschinenfabrik GmbH & Co. KG  
Reuterstraße 15  
32547 Bad Oeynhausen

[verkauf@heesemann.de](mailto:verkauf@heesemann.de)  
[www.heesemann.de](http://www.heesemann.de)

